



Important Dates

Pupil-free day

Friday 23 June

Marian Campus Arts Day


A group of passionate arts students (involved in co-curricular arts or senior arts classes) assembled on Saturday 17 June for a fun day of activities celebrating a variety of different forms of the arts.

The Music, Art and Drama Captains ran a fabulous program involving a salsa dance workshop, arts quiz, creating characters, drum workshop, hip hop workshop and cyanotype designs.

The evening finished with a spectacular lip sync battle with the judges unable to pick just one winner! Well done to all involved.



Artworks - Semester 1 Marian Campus students



Congratulations Shae!



Congratulations to Year 11 art student Shae who has entered their work into a SALA (South Australian Living Artists) exhibition being held in August.

Location: Maslin Beach Community Hall

Opening night: Friday 11 August (6.00pm)

Exhibition dates: 12, 13, 19, 20 August (Saturdays 10.00am - 4.00pm and Sundays 12.00pm - 4.00pm)

Year 12 Drama production: Bloom

Year 12 Drama class of 2023 proudly presents

Bloom

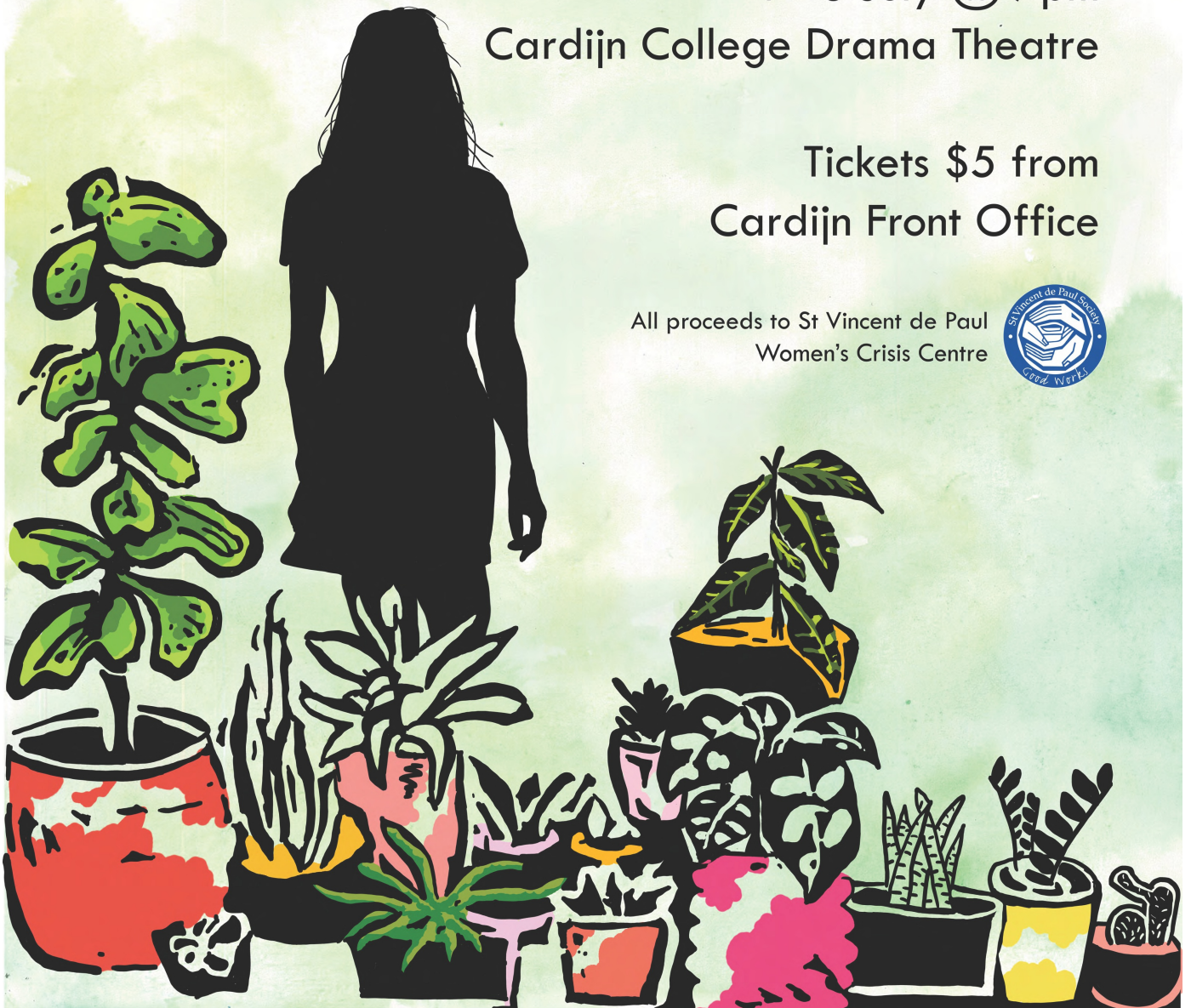
Written and directed by Brady Lloyd

4 - 6 July @ 7pm

Cardijn College Drama Theatre

Tickets \$5 from
Cardijn Front Office

All proceeds to St Vincent de Paul
Women's Crisis Centre



Rehearsals are well underway and the highly anticipated 2023 Year 12 Drama production will debut in early July!

Written and directed by senior Drama teacher Brady Lloyd, *Bloom* is a show that explores a protagonist's journey of rejuvenation after struggle, giving herself permission to bloom again. There will be three evening shows on 4, 5 and 6 July.

Tickets are \$5 from the Cardijn Front Office with all proceeds supporting the St Vincent de Paul Women's Crisis Centre.


Big Band entertains with lunchtime concert

As part of the celebrations for Arts Week, the College Big Band performed a lunchtime concert to an audience of appreciative students.



Year 10 students get creative in Hair and Makeup

Marcellin Campus Hair and Makeup students were tasked with thinking creatively to produce hair styles and makeup looks around varying weekly themes.



Taking steps in STEM

During their STEM lesson Marcellin students designed, created and advertised footwear crafted from cardboard. From concept to creation, students were required to think about consumer wants and needs and how they will market their product before producing a viable design.


CREP SANDALS

Crep Sandals are the perfect shoe for those who need a comfortable and sturdy shoe.

The sandals are perfect for the elderly, the design allows effortless removal and to put on. The shoe then will stay on without feeling loose around the foot.

The design is made to make it look stylish, the bands is to make it modern for a sandal, gives the wearer confidence when walking in them.



0456 788 298
OAKLANDS PARK SA
WWW.CREPSANDALS.COM.AU



The use of the rubber base it to insure the most comfortability to the wearer, and not hurt the feet when worn for long periods of time.

The band in the middle and the three strips that go across the sandal is a soft leather so when wearing without socks they don't rub and cause rash on the top of your feet.

The large wall at the back is a harder leather, and allows the foot to stay in place within the sandal. It is also padded to create comfort for the back

reallygreatsite.com

BEST QUALITY

NEAT STITCHING
Neat stitching so it looks more modern than other shoes.

THICK SOLE
The thick sole makes the shoes not slippery and very easy to clean when dirty.

STYLISH MODEL

Look more stylish with shoes that are cool and of course can increase the level of your handsomeness.

reallygreatsite.com

GET SPECIAL PRICE
Only For Membership

DISCOUNT UP TO 50%


FAUGET STORE


BE YOUNG, BE STYLISH, & MORE CONFIDENT

FAUGET STORE

NEW PRODUCT

these slides are one of the most comfortable shoe out there right now as the sole is made of foam making sure that you are supported with every step you take






THE BEST SHOE FOR YOUR COMFORT NEEDS


Fradel and Spies Travel Agent

123 Anywhere St., Any City, ST 12345
123-456-7890
hello@shoesidething.com
www.reallygreatsite.com




THE COMFIEST SHOE ON THE MARKET

The latest in comfort technology, our latest slide is limited edition and made for maximum comfort. Our shoe is versatile and can be worn at almost all times.




FRADEL AND SPIES SANDALS

THE BEST HANDMADE SHOES IN THE INDUSTRY




TRIPLE DECK TECHNOLOGY

OUR LATES SLIDE HAS BEEN CREATED WITH A TRIPLE LAYER MEMORY FOAM SOLE TO HOLD TO YOUR FOOT. THIS ALLOWS MAXIMUM COMFORT FOR YOUR FEET.



COLOR CUSTOMISATIONS

OUR SHOES COMES IN MANY COLOURS AND IS PERFECT FOR ALL FEET TYPES.




MEDICAL SCIENCE

Our shoes are backed by medical studies done by the university of harvard. During these studies we found the best way to make our shoes to be the comfiest they can be for our brilliant customers.

Designs for the community

Marcellin students engaged in a Community Connection external task. They were challenged with designing a space that can be used by the local public. Designs included race tracks, gardens and wellness hubs.

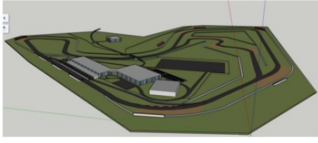
Main sitting area



In this screenshot, I have designed a little sitting area with a small couch, 3 sitting stools, a table with a bowl of sensory objects, a coloured tile wall and a picture on the wall. This is a good area to have as a main area for people to sit and socialise if they want to. They can express their sensory needs with the sensory toys and relieve their stress. The reasoning to why I made the wall colourful is to make it look nice in the colour lighting. This part of my design looks appealing to me and it makes the room look really nice. The couch would be expensive but it looks amazing in the space with the chairs and the table.

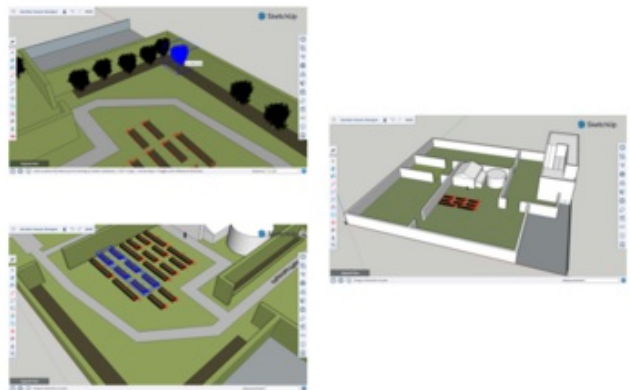
Producing 5

The last things I added to the racetrack were the big main building. This is a place for members of the community to look at cool race cars and show cars. The space will also be used as a front reception for people to come book in and sign into races and as an information desk. This is the final form of my design, and I am very happy with it.



Producing

► The progress happening here is embedding the garden beds in a certain pattern to help people get around the gardening beds and allow more storage of big and small plants. I went through different shapes and materials for the garden beds and have decided to use a wooden framework which can be filled up with natural soil and allow earth worms to move around for better quality soil, types of fruit trees will be lined up against the hedge to reduce the space being used I considered where I was going to place them for better access. A small composts bin will also be in the corner near the trees for easy usage.



The Galilee Rainbow Serpent

For World Environment Day Year 5 and Reception Galilee students joined together to create a collaborative art piece using recycled materials.

After brainstorming, the group decided to base their art on the story of the Rainbow Serpent, a story passed on from First Nations People about a serpent that held great powers to shape the earth. Students collected bottle caps of differing colours and sizes and sorted them to create their vivid Rainbow Serpent that is now proudly displayed in the Middle School Building.



Galilee ocean artwork

This eye-catching art piece was created by Galilee Reception students and their Year 5 buddies. After discussion about the impact of plastics in the ocean, the group sourced recycled materials to produce the underwater wonderland that can be viewed in the library.



Batik inspired watercolour

Year 5 Galilee students created wax-resist watercolour paintings inspired by traditional and modern Indonesian Batik fabric designs.

Through researching the significance of Batik techniques students gained further understanding of the connection between the designs and Indonesian culture and spiritual beliefs.



Year 6 Visual Art: Rock Art

Galilee's Year 6 Visual Art students have been learning about the importance of Rock Art as an essential part of First Nations cultures and histories in Australia.

Location, spiritual value, and artistic significance are some of the areas students have explored through the Visual Arts curriculum.



From the Arts department

We often experience the arts in our lives through music, singing, film, photography, aesthetic design of interior spaces, dance, book illustrations, clothing and textile design, sculptures, theatre, drawing and painting. The arts bring colour and joy to our world, but we also seek out the arts when we need comfort and peace. The arts reflect our human experience, they challenge us, they engage us, and they emphasise creativity and imagination in a world that is constantly changing and often hard to understand.

In education, the arts provide different spaces for learning. They are inclusive of all people. Arts classrooms provide opportunities for students to take safe risks, to try new ideas, to be okay with making mistakes, to understand the importance of practice and sustained commitment, to share their learning with others and connect with their peers, to express themselves, and broaden their understanding of the world around them.

It has been wonderful for us to celebrate the Arts over the last week at Cardijn, with students getting involved in lunchtime activities, concerts, Music Night and the Arts Day on the weekend. Our Music, Art and Drama Captains were fantastic role models throughout the week, encouraging students to participate and leading with enthusiasm. Well done and thank you to all involved in the Arts!

Cardijn Connect W8, T2 cover image by Abbey, Year 12

Past issues of Cardijn Connect

Cardijn Connect - W7, T2 2023

Cardijn Connect - W6, T2 2023

Cardijn Connect - W5, T2 2023

Cardijn Connect - W4, T2 2023

Cardijn Connect - W3, T2 2023

Cardijn Connect - W2, T2 2023

Cardijn Connect - W1, T2 2023

Term 1

Cardijn Connect - W10, T1 2023

Cardijn Connect - W9, T1 2023

Cardijn Connect - W8, T1 2023

Cardijn Connect - W7, T1 2023

Cardijn Connect - W6, T1 2023

Cardijn Connect - W5, T1 2023

Cardijn Connect - W4, T1 2023

Cardijn Connect - W3, T1 2023

Cardijn Connect - W2, T1 2023

Cardijn Connect - W1, T1 2023